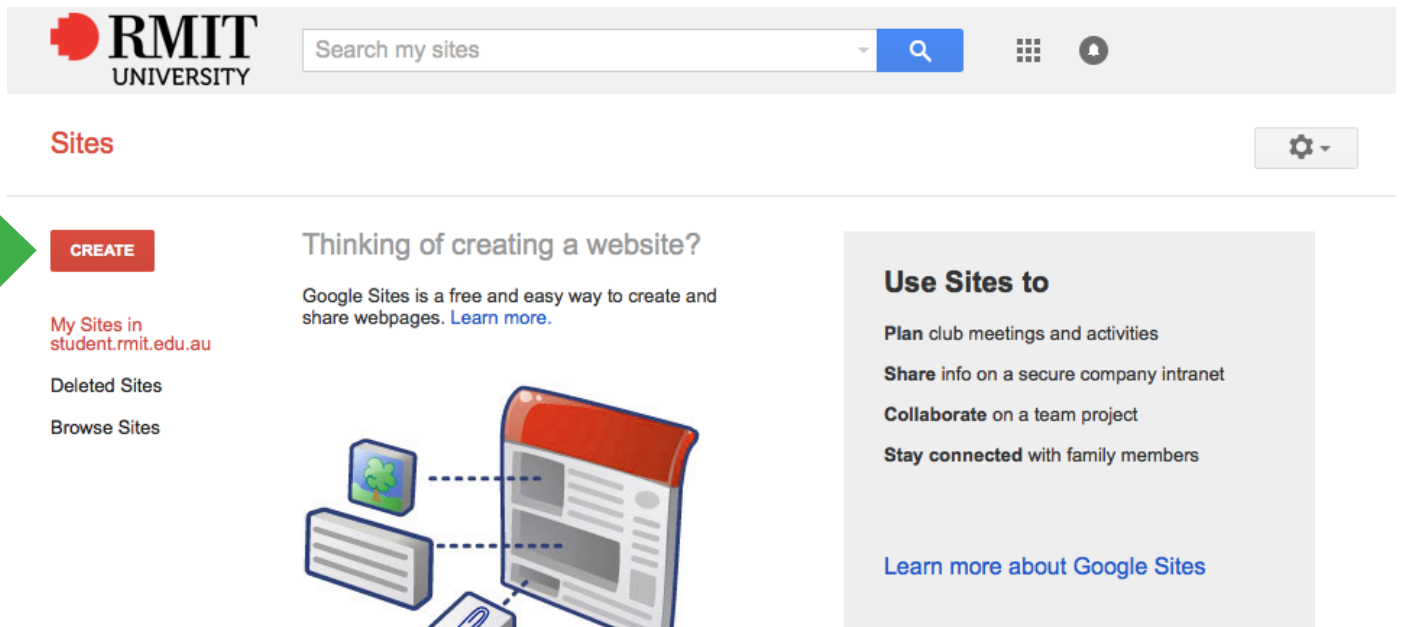
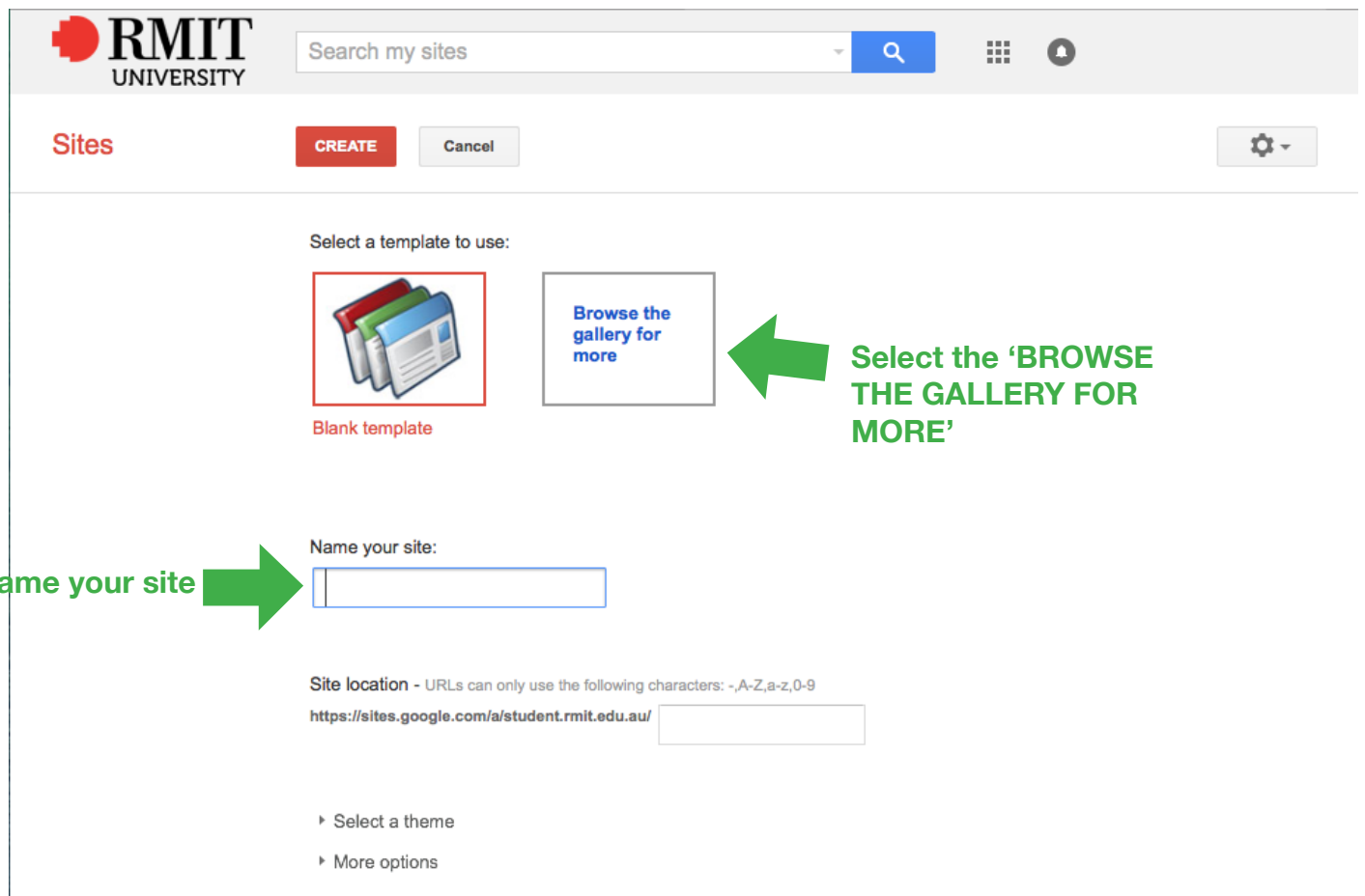


1. Log into Google sites: <https://sites.google.com/a/rmit.edu.au>

2. Select **CREATE** on left hand side.



3. Give your site a name then select "**BROWSE THE GALLERY FOR MORE**".



4. Find the **Intercultural Competence Workbook** template in the list or do a search in the search panel.

RMIT UNIVERSITY

Search my sites

Sites

CREATE Cancel

Select a template to use:

Browse the gallery for more

Select a Site Template

student.rmit.edu.au

Search gadgets

Public

- Featured
- Business collaboration
- Activities & events
- Schools & education
- Clubs & organizations
- Personal & family
- Government & non-profits

Policy

Language

English (US)

Select Cancel

Inclusive Teaching at RMIT
A site for resources related to Inclusive Teaching at RMIT.

RMIT_Archi&Design_General
For internal use by RMIT School of Architecture and Design. Please contact Ke...

Flipped classroom template
This template has been designed as a model for teaching staff to use to desig...

Ecological and Aboriginal understandings of country a reflective journal
This site accompanies the resource made for the course Ecological and Aborigi...

Bookkeeping Makes Cent\$ Student Workbook
This workbook accompanies the eBook 'Bookkeeping makes cents\$', it ho...

PD Reflective Journal
This reflective journal was designed for use by teaching staff attending a se...

Search for 'Intercultural Competence' template in the list or type it into search field



5. Once you find the correct template choose **SELECT**.



Select a Site Template

rmit.edu.au

Public

- Featured
- Business collaboration
- Activities & events
- Schools & education
- Clubs & organizations
- Personal & family
- Government & non-profits

Policy

Language

English (US) ▾



1

Choose the correct template then press 'SELECT'

2

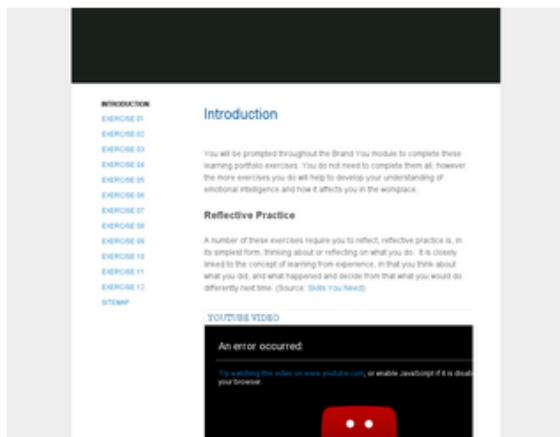
Select

Cancel

6. Press **SELECT** to confirm.



Select a Site Template



'SELECT'
to confirm the
template

Select

Cancel

« Back to Gallery

6. Press **CREATE** to use the template as your own site.

Select **CREATE** to use the template as your own.



Sites

CREATE

Cancel



Select a template to use:



Blank template



Name your site:

Site location - URLs can only use the following characters: -, A-Z, a-z, 0-9

<https://sites.google.com/a/rmit.edu.au/>

- Select a theme
- More options